

Content

On ranking by first and last choosing MICS: Algorithmic Decision Theory

Raymond Bisdorff

University of Luxembourg

January 20, 2021

- 1. Illustration
 - Sample outranking relation
 - Ranking-by-choosing
 - Partial weak ranking result
- 2. The setting
 - Weakly complete relations
 - The Rubis choice procedure
 - Properties
- 3. Ranking-by-choosing
 - Algorithm
 - Properties
 - Empirical Validation

Sample performance tableau

Let $X = \{a_1, \dots, a_7\}$ be seven potential decision actions evaluated on three cost criteria (g_1, g_4, g_5) of equi-significance 1/6 and two benefit criteria (g_2, g_3) of equi-significance 1/4. The given performance tableau is shown below.

Objectives	Costs			Benefits		
	Criteria	$g_1(\downarrow)$	$g_4(\downarrow)$	$g_5(\downarrow)$	$g_2(\uparrow)$	$g_3(\uparrow)$
weights×12	2.0	2.0	2.0	3.0	3.0	
indifference	3.41	4.91	-	-	2.32	
preference	6.31	8.31	-	-	5.06	
veto	60.17	67.75	-	-	48.24	
a_1	22.49	36.84	7	8	43.44	
a_2	16.18	19.21	2	8	19.35	
a_3	29.41	54.43	3	4	33.37	
a_4	82.66	86.96	8	6	48.50	
a_5	47.77	82.27	7	7	81.61	
a_6	32.50	16.56	6	8	34.06	
a_7	35.91	27.52	2	1	50.82	

Sample outranking relation

The resulting bipolar-valued outranking relation \succsim is shown below.

Table: r -valued bipolar outranking relation

$r(\succsim) \times 12$	a_1	a_2	a_3	a_4	a_5	a_6	a_7
a_1	-	0	+8	+12	+6	+4	-2
a_2	+6	-	+6	+12	0	+6	+6
a_3	-8	-6	-	0	-12	+2	-2
a_4	-12	-12	0	-	-8	-12	0
a_5	-2	0	+12	+12	-	-6	0
a_6	+2	+4	+8	+12	+6	-	+2
a_7	+2	-2	+2	+6	0	+2	-

- 1. a_6 is a **Condorcet winner**,
- 2. a_2 is a **weak Condorcet winner**,
- 3. a_4 is a **weak Condorcet loser**.

Ranking by best-choosing and worst-rejecting – I

- Let X_1 be the set X of potential decision actions we wish to rank.
- While the remaining set X_i ($i = 1, 2, \dots$) of decision actions to be ranked is not empty, we extract from X_i the **best** (B_i), respectively **worst** (W_i) RUBIS choice recommendations and set $X_{i+1} = X_i - B_i$, respectively $X_{i+1} = X_i - W_i$.
- Both iterations determine, hence, two – usually slightly different – opposite weak rankings on X :
 - a **ranking-by-best-choosing** and,
 - a **ranking-by-worst-rejecting**.

Ranking by best-choosing and worst-rejecting – II

Ranking by **recursively choosing**:

```
>>> from transitiveDigraphs\
import\
    RankingByBestChoosingDigraph
>>> rbbc =\
    RankingByBestChoosingDigraph(g)
>>> rbbc.showRankingByBestChoosing()
Ranking by recursively choosing
1st Best Choice ['a06']
2nd Best Choice ['a02', 'a05']
3rd Best Choice ['a07']
4th Best Choice ['a01']
5th Best Choice ['a03', 'a04']
```

Ranking by **recursively rejecting**:

```
>>> from transitiveDigraphs\
import\
    RankingByLastChoosingDigraph
>>> rblc =\
    RankingByLastChoosingDigraph(g)
>>> rblc.showRankingByLastChoosing()
Ranking by recursively rejecting
1st Last Choice ['a03', 'a04']
2nd Last Choice ['a05', 'a07']
3rd Last Choice ['a06']
4th Last Choice ['a01']
5th Last Choice ['a02']
```

Notice the contrasted ranks of **action a5** (second best as well as second last) and **action a1** (fourth best as well as fourth last); indicating a lack of comparability, which becomes apparent in the disjunctive epistemic fusion R of both weak orderings.

Epistemic fusion of best-choosing and worst-rejecting

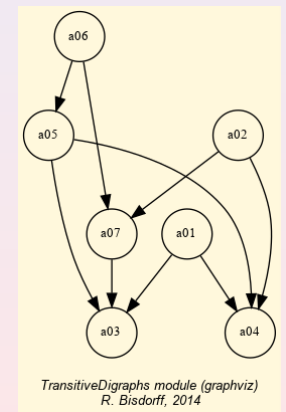
```
>>> fdg = FusionDigraph(rbbc,rblc); fdg.recodeValuation(-12,12)
>>> ranking = fdg.computeCopelandRanking()
>>> fdg.showRelationTable(Sorted=False,actionsSubset=ranking,\
    ndigits=0,ReflexiveTerms=False)
```

Table: r-valued characteristics of the fusion digraph fdg

$r(x \succ y)$	a_6	a_2	a_1	a_5	a_7	a_4	a_3
a_2	0	0	0	0	+2	+12	+2
a_6	0	0	0	0	+2	+12	+6
a_1	0	0	0	0	0	+12	+8
a_5	-6	0	0	0	0	0	+12
a_7	-2	-2	0	0	0	0	+2
a_4	-12	-12	-12	-8	0	0	0
a_3	-2	-6	-8	-12	-2	0	0

Weak ranking by fusing best-choosing and worst-rejecting

```
>>> from transitiveDigraphs import\
    RankingByChoosingDigraph
>>> rbc = RankingByChoosingDigraph(g)
>>> rbc.showRankingByChoosing()
Ranking by Choosing and Rejecting
1st ranked ['a01', 'a02', 'a06'] (0.43)
2nd ranked ['a05', 'a7'] (1.00)
2nd last ranked ['a5', 'a7'] (1.00)
1st last ranked ['a03', 'a04'] (0.62)
>>> rbc.exportGraphViz(fileName='rbc',\
    direction='best')
*- exporting a dot file for GraphViz tools -*
Exporting to rbc.dot
dot -Grankdir=TB -Tpng rbc.dot -o rbc.png
```



Bipolar characteristic function $r - I$

- 1. Illustration
 - Sample outranking relation
 - Ranking-by-choosing
 - Partial weak ranking result
- 2. The setting
 - Weakly complete relations
 - The Rubis choice procedure
 - Properties
- 3. Ranking-by-choosing
 - Algorithm
 - Properties
 - Empirical Validation

- $X = \{x, y, z, \dots\}$ is a finite set of m decision alternatives;
- We define a binary relation R on X with the help of a bipolar characteristic function r taking values in the rational interval $[-1.0; 1.0]$.
- **Bipolar semantics:** For any pair $(x, y) \in X^2$,
 1. $r(x R y) = +1.0$ means $x R y$ *valid for sure*,
 2. $r(x R y) > 0.0$ means $x R y$ *more or less valid*,
 3. $r(x R y) = 0.0$ means both $x R y$ and $x \not R y$ *indeterminate*,
 4. $r(x R y) < 0.0$ means $x \not R y$ *more or less valid*,
 5. $r(x R y) = -1.0$ means $x \not R y$ *valid for sure*.

Bipolar characteristic function $r - II$

Boolean operations:

Let ϕ and ψ be two relational propositions.

1. **negation:** $r(\neg\phi) := -r(\phi)$.
2. **disjunction:** $r(\phi \vee \psi) := \max(r(\phi), r(\psi))$,
3. **conjunction:** $r(\phi \wedge \psi) := \min(r(\phi), r(\psi))$.
4. **epistemic disjunction:**

$$r(\phi \otimes \psi) := \begin{cases} r(\phi \vee \psi) & \text{when } (r(\phi) \geq 0.0) \wedge (r(\psi) \geq 0.0) \\ r(\phi \wedge \psi) & \text{when } (r(\phi) \leq 0.0) \wedge (r(\psi) \leq 0.0) \\ 0.0 & \text{otherwise} \end{cases}$$

Weakly complete binary relations

Let R be an r -valued binary relation defined on X .

Definition

We say that R is **weakly complete** on X if, for all $(x, y) \in X^2$, **either** $r(x R y) \geq 0.0$ **or** $r(y R x) \geq 0.0$.

Examples

1. Marginal semi-orders (orders with discrimination thresholds) observed on each criterion,
2. Global weighted “at least as performing as” relations,
3. Outranking relations (polarized with considerable performance differences),
4. Fusion of (vague) weak or linear rankings,
5. Ranking-by-choosing results.

Universal properties

Let \mathcal{R} denote the set of all possible weakly complete relations definable on X .

Property (\mathcal{R} -internal operations)

1. The **convex** combination of any finite set of such weakly complete relations remains a weakly complete relation.
2. The **disjunctive** combination of any finite set of such weakly complete relations remains a weakly complete relation.
3. The **epistemic-disjunctive** (resp. **-conjunctive**) combination of any finite set of such weakly complete relations remains a weakly complete relation.

Examples: Concordance of linear-, weak- or semi-orders, bipolar-valued outranking relations.

Useful properties

Definition (Coduality Principle)

We say that a binary relation $\succsim \in \mathcal{R}$ verifies the **coduality principle** when the converse of its negation equals its asymmetric part :

$$\succsim^{-1} \equiv \succ.$$

Let \mathcal{R}^{cd} denote the set of all possible relations $R \in \mathcal{R}$ that verify the coduality principle.

Property

The convex and epistemic-disjunctive (resp. -conjunctive) combinations of a finite set of relations in \mathcal{R}^{cd} verify again the coduality principle.

Examples: Marginal linear and weak rankings or orderings; orders with thresholds; bipolar-valued outranking relations; all, verify the coduality principle.

Pragmatic principles of the RUBIS choice

- \mathcal{P}_1 : **Elimination for well motivated reasons:**
Each eliminated alternative has to be outranked by (resp. is outranking) at least one alternative in the RUBIS choice (RC).
- \mathcal{P}_2 : **Minimal size:**
The RC must be as limited in cardinality as possible.
- \mathcal{P}_3 : **Stable and efficient:**
The RC must not contain a self-contained sub-RC.
- \mathcal{P}_4 : **Effectively better (resp. worse):**
The RC must not be ambiguous in the sense that it is not both a best choice as well as a worst choice recommendation.
- \mathcal{P}_5 : **Maximally significant:**
The RC is, of all potential best (resp. worst) choices, the one that is most significantly supported by the marginal "at least as good as" relations.

Qualifications of a choice in X

Let \succsim be an r -valued outranking relation defined on X and let Y be a non empty subset of X , called a **choice** in X .

- Y is called **outranking** (resp. **outranked**) if for all non retained alternative x there exists an alternative y retained such that $r(y \succsim x) > 0.0$ (resp. $r(x \succsim y) > 0.0$).
- Y is called **independent** if for all $x \neq y$ in Y , we observe $r(x \succsim y) < 0.0$.
- Y is called **weakly independent** if for all $x \neq y$ in Y , we observe $r(x \succsim y) \leq 0.0$.
- Y is an **outranking kernel** (resp. **outranked kernel**) iff Y is an **outranking** (resp. **outranked**) and **independent** choice.
- Y is an outranking **prekernel** (resp. outranked **prekernel**) iff Y is an **outranking** (resp. **outranked**) and **weakly independent** choice.

Translating the pragmatic RUBIS principles in terms of choice qualifications

- \mathcal{P}_1 : Elimination for well motivated reasons.
The RC is an **outranking choice** (resp. **outranked choice**).
- \mathcal{P}_{2+3} : Minimal and stable choice.
The RC is a **prekernel**.
- \mathcal{P}_4 : Effectivity.
The RC is a choice which is **strictly more outranking than outranked** (resp. **strictly more outranked than outranking**).
- \mathcal{P}_5 : Maximal significance.
The RC is the **most determined** one in the set of potential outranking (resp. outranked) prekernels observed in a given r -valued strict outranking relation.

17 / 29

Properties of the RUBIS choice

Property (decisiveness)

Every r -valued strict outranking relation without chordless odd circuits admits at least one outranking and one outranked prekernel.

Definition

Let O and O' be two r -valued outranking relations defined on X .

1. We say that O' **upgrades** action $x \in X$, denoted $O^{x\uparrow}$, if $r(x O' y) \geq r(x O y)$, and $r(y O' x) \leq r(y O x)$, and $r(y O' z) = r(y O z)$ for all $y, z \in X - \{x\}$.
2. We say that O' **downgrades** action $x \in X$, denoted $O^{x\downarrow}$, if $r(y O' x) \geq r(y O x)$, and $r(x O' y) \leq r(x O y)$, and $r(y O' z) = r(y O z)$ for all $y, z \in X - \{x\}$.

18 / 29

Properties of the RUBIS choice

Let A be a subset of X . Let $RBC(O|_A)$ (resp. $RBC(O'|_A)$) be the RUBIS *best choice* wrt to O (resp. O') restricted to A ; and, let $RWC(O|_A)$ (resp. $RWC(O'|_A)$) be the RUBIS *worst choice* wrt to O (resp. O') restricted to A .

Property

1. $O|_A = O'|_A \Rightarrow RBC(O|_A) = RBC(O'|_A)$ (**RBC local**),
2. $O|_A = O'|_A \Rightarrow RWC(O|_A) = RWC(O'|_A)$ (**RWC local**),
3. $x \in RBC(O|_A) \Rightarrow x \in RBC(O|_A^{x\uparrow})$ (**RBC weakly monotonic**),
4. $x \in RWC(O|_A) \Rightarrow x \in RWC(O|_A^{x\downarrow})$ (**RWC weakly monotonic**).

1. Illustration

Sample outranking relation
Ranking-by-choosing
Partial weak ranking result

2. The setting

Weakly complete relations
The Rubis choice procedure
Properties

3. Ranking-by-choosing

Algorithm
Properties
Empirical Validation

19 / 29

20 / 29

Ranking-by-Choosing Algorithm

1. Let X_1 be the set X of potential decision actions we wish to rank on the basis of a given outranking relation O .
2. While the remaining set X_i ($i = 1, 2, \dots$) of decision actions to be ranked is not empty, we extract from X_i the **best** (B_i), respectively **worst** (W_i), RUBIS choice recommendation and set $X_{i+1} = X_i - B_i$, respectively $X_{i+1} = X_i - W_i$.
3. Both independent iterations determine, hence, two – usually slightly different – opposite *weak rankings* on X : a ranking **by-best-choosing** – and a ranking **by-last-choosing**.
4. We **fuse** both weak rankings with the **epistemic disjunction** operator (\odot) to make apparent a *weakly complete* ranking relation \succsim_O on X .

21 / 29

Transitive \succsim -closure

Definition

We call a ranking procedure **weakly transitive** if the ranking procedure renders a (partial) strict ranking \succsim on X from a given r -valued outranking relation \succsim such that for all $x, y, z \in X$: $r(x \succsim y) \geq 0$ and $r(y \succsim z) \geq 0$ imply $r(x \succsim z) \geq 0$.

Property

Both the RUBIS ranking-by-best-choosing, as well as the RUBIS ranking-by-last-choosing procedures, are weakly transitive ranking procedures.

Corollary

- i) The fusion of the ranking by RUBIS best choice and the converse of the ranking by RUBIS last choice of a given r -valued outranking relation \succsim is a weakly transitive ranking procedure.
- ii) The RUBIS ranking-by-choosing represents a weakly transitive closure of the outranking relation \succsim .

22 / 29

Weak monotonicity

Definition

We call a ranking procedure **weakly monotonic** if for all $x, y \in X$: $(x \succsim y) \Rightarrow (x \succsim^{x^\dagger} y)$ and $(y \succsim x) \Rightarrow (y \succsim^{x^\dagger} x)$,

Property

The ranking by RUBIS best choice and the ranking by RUBIS last choice are, both, weakly monotonic ranking procedures.

Corollary

The ranking-by-choosing, resulting from the fusion of the ranking by RUBIS best choice and the converse of the ranking by RUBIS last choice, is hence a weakly monotonic procedure.

23 / 29

Condorcet consistency

Definition

We call a ranking procedure **Condorcet-consistent** if the ranking procedure renders the same linear (resp. weak) ranking \succsim on X which is, the case given, modelled by the strict majority cut of the codual of a given \succsim relation.

Property

Both the RUBIS ranking-by-best-choosing, as well as the RUBIS ranking-by-worst-choosing procedures, are Condorcet consistent.

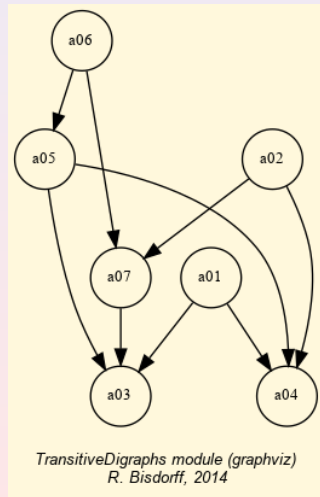
Corollary

The fusion of the ranking by RUBIS best choice and the ranking by RUBIS worst choice of a given r -valued outranking relation O is, hence, also Condorcet consistent.

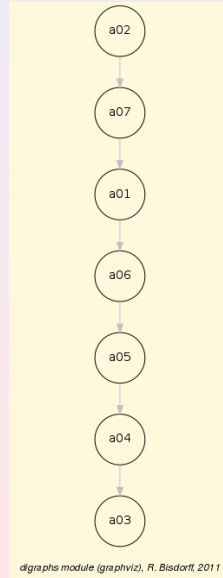
24 / 29

Introductory example

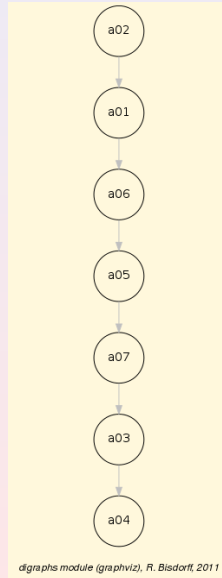
Comparing ranking-by-choosing result with Tideman's and Kohler's:



0.95%



0.91%



0.87%

Sample performance tableau

Let $X = \{a_1, \dots, a_7\}$ be seven potential decision actions evaluated on three cost criteria (g_1, g_4, g_5) of equi-significance $1/6$ and two benefit criteria (g_2, g_3) of equi-significance $1/4$. The given performance tableau is shown below.

Objectives	Costs			Benefits	
Criteria	$g_1(\downarrow)$	$g_4(\downarrow)$	$g_5(\downarrow)$	$g_2(\uparrow)$	$g_3(\uparrow)$
weights×12	2.0	2.0	2.0	3.0	3.0
indifference	3.41	4.91	-	-	2.32
preference	6.31	8.31	-	-	5.06
veto	60.17	67.75	-	-	48.24
a_1	22.49	36.84	7	8	43.44
a_2	16.18	19.21	2	8	19.35
a_3	29.41	54.43	3	4	33.37
a_4	82.66	86.96	8	6	48.50
a_5	47.77	82.27	7	7	81.61
a_6	32.50	16.56	6	8	34.06
a_7	35.91	27.52	2	1	50.82

Quality of ranking result

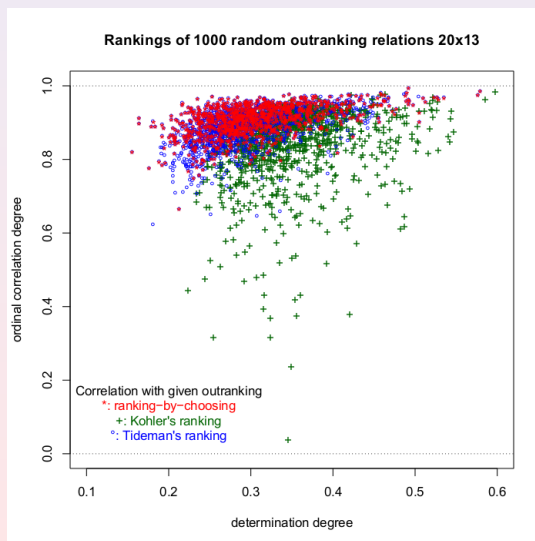
Comparing rankings of a sample of 1000 random r -valued outranking relations defined on 20 actions and evaluated on 13 criteria obtained with RUBIS ranking-by-choosing, Kohler's, and Tideman's (ranked pairs) procedure.

Mean extended Kendall τ correlations with r -valued outranking relation:

Ranking-by-choosing: +.906

Tideman's ranking: +.875

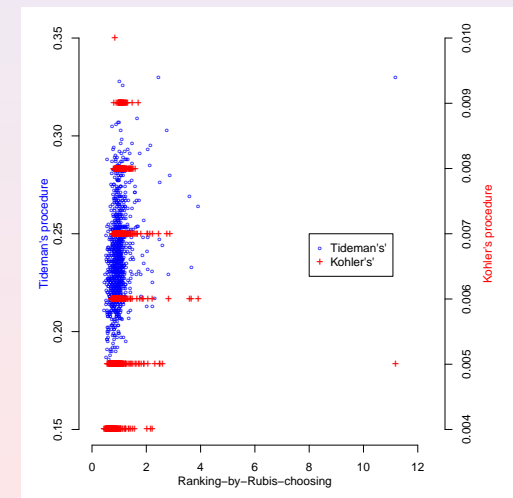
Kohler's ranking: +.835



Scalability of ranking procedures

Ranking execution times (in sec.) for 1000 random 20x13 outrankings:

- Kohler's procedure on the right y-axis (less than 1/100 sec.),
- Tideman's procedure on the left y-axis (less than 1/3 sec.),
- the RUBIS ranking-by-choosing procedure on the x-axis (mostly less than 2 sec.). But, heavy right tail (up to 11 sec.!).



Bibliography

- [1] D. Bouyssou, *Monotonicity of 'ranking by choosing'; A progress report.* Social Choice Welfare (2004) 23: 249-273.
- [2] R. Bisdorff, M. Pirlot and M. Roubens, *Choices and kernels from bipolar valued digraphs.* European Journal of Operational Research, 175 (2006) 155-170.
- [3] R. Bisdorff, P. Meyer and M. Roubens, *RUBIS: a bipolar-valued outranking method for the choice problem.* 4OR, A Quarterly Journal of Operations Research, Springer-Verlag, Volume 6 Number 2 (2008) 143-165.
- [4] R. Bisdorff, *On measuring and testing the ordinal correlation between bipolar outranking relations.* In Proceedings of DA2PL'2012 - From Multiple Criteria Decision Aid to Preference Learning, University of Mons (2012) 91-100.
- [5] R. Bisdorff, *On polarizing outranking relations with large performance differences.* Journal of Multi-Criteria Decision Analysis, Wiley, Number 20 (2013) DOI: 10.1002/mcda.1472 3-12.